


How to Design Lessons Using Authentic Texts: A Comprehensive Guide for Effective Language Learning



Complex Text Decoded: How to Design Lessons and Use Strategies That Target Authentic Texts by Kathy T. Glass

★★★★☆ 4.5 out of 5

| | |
|----------------------|-------------|
| Language | : English |
| File size | : 6513 KB |
| Text-to-Speech | : Enabled |
| Screen Reader | : Supported |
| Enhanced typesetting | : Enabled |
| Word Wise | : Enabled |
| Print length | : 195 pages |



Authentic texts are a powerful tool for language learning. They provide students with exposure to real-world language and help them develop the skills they need to communicate effectively in the target language. However, incorporating authentic texts into language lessons can be challenging. In this guide, we will provide you with a comprehensive overview of how to design lessons using authentic texts.

Step 1: Selecting Authentic Texts

The first step in designing a lesson using authentic texts is to select the right texts. When selecting texts, it is important to consider the following factors:

- **Language level:** The text should be challenging but not too difficult for students. It should be at a level that allows students to understand the main ideas and vocabulary without too much difficulty.
- **Topic:** The text should be on a topic that is relevant and interesting to students. This will help to motivate them to read and engage with the text.
- **Length:** The text should be long enough to provide students with a sufficient amount of language input, but not so long that it becomes overwhelming.
- **Format:** The text can be in any format, such as articles, news stories, poems, songs, or videos. The format should be appropriate for the lesson objectives and the students' language level.

Step 2: Analyzing Authentic Texts

Once you have selected an authentic text, you need to analyze it to identify the key language features and vocabulary. This will help you to develop lesson activities that target the specific language skills that students need to develop.

When analyzing an authentic text, pay attention to the following elements:

- **Grammar:** Identify the key grammar structures that are used in the text. These structures should be taught explicitly in the lesson.
- **Vocabulary:** Identify the key vocabulary that is used in the text. This vocabulary should be taught explicitly in the lesson.

- **Discourse markers:** Identify the discourse markers that are used in the text. These markers help to structure the text and signal relationships between sentences and paragraphs.
- **Cultural references:** Identify any cultural references that are made in the text. These references can be explained in the lesson to help students understand the text.

Step 3: Incorporating Authentic Texts into Lessons

Once you have analyzed the authentic text, you can start to incorporate it into your lesson. There are a variety of ways to do this, such as:

- **Reading comprehension:** Students can read the text and answer questions about it. This activity helps students to develop their reading comprehension skills and to identify the key language features and vocabulary in the text.
- **Listening comprehension:** Students can listen to the text and answer questions about it. This activity helps students to develop their listening comprehension skills and to identify the key language features and vocabulary in the text.
- **Speaking activities:** Students can discuss the text in pairs or small groups. This activity helps students to develop their speaking skills and to use the language in a communicative context.
- **Writing activities:** Students can write summaries, responses, or reflections based on the text. This activity helps students to develop their writing skills and to use the language in a productive context.

Step 4: Assessing Student Learning


It is important to assess student learning to ensure that they are making progress and to identify areas where they need additional support. There are a variety of ways to assess student learning, such as:

- **Quizzes:** Quizzes can be used to assess students' understanding of the key language features and vocabulary in the text.
- **Essays:** Essays can be used to assess students' ability to write in the target language and to use the language to express their ideas.
- **Presentations:** Presentations can be used to assess students' ability to speak in the target language and to use the language to communicate their ideas.
- **Portfolios:** Portfolios can be used to collect student work over time and to track their progress.

Incorporating authentic texts into language lessons can be a powerful way to improve student learning. By following the steps outlined in this guide, you can design lessons that are effective and engaging and that help students to develop the language skills they need to communicate effectively in the target language.

If you are interested in learning more about using authentic texts in language teaching, there are a number of resources available online. The following links provide access to additional information:

- [Authentic materials in the language classroom](#)
- [Authentic texts in the classroom](#)
- [Authentic texts in English language teaching](#)



Complex Text Decoded: How to Design Lessons and Use Strategies That Target Authentic Texts by Kathy T. Glass


★★★★☆ 4.5 out of 5

Language : English
File size : 6513 KB
Text-to-Speech : Enabled
Screen Reader : Supported
Enhanced typesetting : Enabled
Word Wise : Enabled
Print length : 195 pages



Exploring the Venomous Verses: A Comprehensive Analysis of the Venom Collection of Poems

The Venom Collection of Poems is a captivating anthology that delves into the darkest recesses of the human psyche. With its haunting...



How to Make a Million Dollars: No Secrets

Making a million dollars is not easy, but it is possible. There is no secret formula, but there are a few key steps that you can follow to increase your...

