

Easy Blues Alto Saxophone and Piano: An Enchanting Journey into the Realm of Musical Harmony

: Embarking on a Musical Odyssey

alto sax and piano duet

The image displays a musical score for an alto saxophone and piano duet. The score is organized into three systems. The first system shows the piano part, with a treble clef on the right-hand staff and a bass clef on the left-hand staff. The second system shows the alto saxophone part with a treble clef on the right-hand staff and the piano part with a treble clef on the right-hand staff and a bass clef on the left-hand staff. The third system shows the alto saxophone part with a treble clef on the right-hand staff and the piano part with a treble clef on the right-hand staff and a bass clef on the left-hand staff. The piano part features a steady bass line and a melodic line in the right hand. The alto saxophone part features a melodic line in the right hand. The score is watermarked with 'ollography.mamanbook.co'.

Music is a universal language that connects hearts and transports souls. Among the myriad of instruments that grace the musical world, the alto saxophone and piano stand out as two of the most beloved and versatile. When combined, they create a harmonious blend that captivates listeners of all ages.



5 Easy Blues - Alto Saxophone & Piano (Piano parts) (5 Easy Blues for Alto Sax and Piano Book 2) by Aaron Oster

★★★★☆ 4.2 out of 5

Language : English

File size : 3370 KB

Screen Reader : Supported

Print length : 350 pages

X-Ray for textbooks : Enabled



This article delves into the enchanting world of Easy Blues for Alto Saxophone and Piano, providing a comprehensive guide for musicians seeking to master this captivating musical genre. Whether you're a seasoned performer or a budding enthusiast, this exploration will equip you with the knowledge and techniques to elevate your musical journey.

Understanding Blues: The Roots of Harmony and Expression

Exploring the Blues Scale and Its Power

Blues Scale

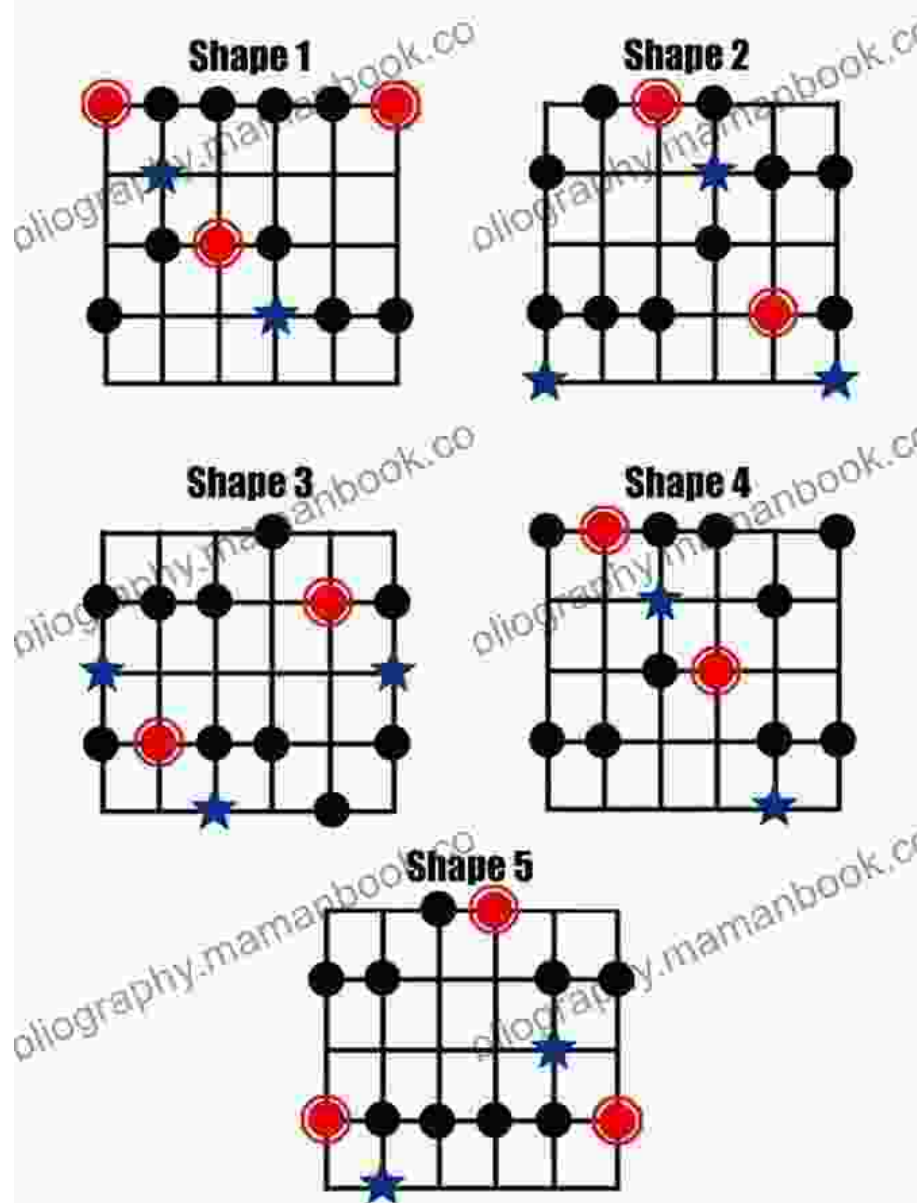


Image Description: A diagram of the blues scale, highlighting its characteristic intervals and expressive quality.

The blues scale forms the backbone of the blues genre, providing a unique framework for musical expression. It consists of seven notes, with specific intervals that create a distinctive and soulful sound.

The blues scale comprises the following notes: 1, $\flat 3$, 4, $\flat 5$, 5, $\flat 7$, and 8. These intervals lend a melancholic yet emotionally charged quality to the music, evoking a range of feelings from sorrow to joy.

Blues Chords: Building the Harmonic Foundation

Blues chords provide the harmonic foundation for the genre, supporting the melodies played by the saxophone and piano. These chords are typically built on the 1st, 4th, and 5th degrees of the blues scale, creating a sense of movement and progression.

The most common blues chords are the 12-bar blues progression, which consists of the following chord sequence:

- I (1st degree chord)
- IV (4th degree chord)
- I (1st degree chord)
- V (5th degree chord)
- IV (4th degree chord)
- I (1st degree chord)
- V (5th degree chord)
- IV (4th degree chord)
- I (1st degree chord)
- IV (4th degree chord)
- V (5th degree chord)

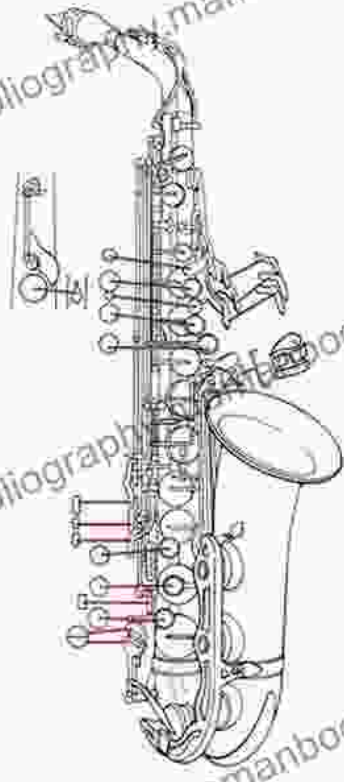
- I (1st degree chord)

Exploring Easy Blues Alto Saxophone and Piano Parts

Alto Saxophone Part: Capturing the Soulful Melody

E♭ ALTO SAXOPHONE TRILL FINGERING CHART

Move the red key rapidly to produce the trill.
□ = open
● = pressed down



The chart provides fingering diagrams for various trills on the E♭ alto saxophone. Each trill is represented by a musical staff with a treble clef and a key signature of one flat (B♭). The notes of the trill are indicated by a pair of notes on the staff. Below each staff is a diagram of the saxophone's keys, with the keys for the trill notes highlighted in red. The trills are organized into four rows:

- Row 1: C♯ to D, D♯ to E, E♯ to F, F♯ to G, G♯ to A
- Row 2: G♯ to A, A♯ to B, A to B♭, A♭ to B, B♭ to C
- Row 3: B to C, C to D, C♯ to D, D♯ to E, E to F
- Row 4: E♯ to F, F to G, F♯ to G, G♯ to A, A to B, A♭ to B

At the bottom of the chart, there is a summary row showing the fingering for the following trills: B♭ to C, B to C, C to D, C to D, C♯ to D, D to E, E to F, and E to F.

The alto saxophone part in Easy Blues serves as the primary melodic voice, carrying the soulful and expressive qualities of the blues genre. The

notes fall comfortably within the range of the alto saxophone, allowing for smooth and effortless performance.

Phrasing is crucial in capturing the essence of the blues. The alto saxophone part incorporates characteristic phrasing patterns, such as bending notes and syncopated rhythms, that convey the emotive depth of the music.

Piano Part: Providing Rhythmic and Harmonic Support

KENNICA PRESENTS

2nd Eb Alto Sax **Blue Note Blues** by Jeff Jarvis

Tempo: 2 = 02

Copyright © 2015 by Cowan Music, Inc. All rights reserved. International copyright secured. Made in U.S.A.
SOLE SALES AGENTS: KENNICAMUSIC, INC. BETHLEHEM PA 1802 U.S.A.

0009

Image Description: A notated section of the piano part for Easy Blues, highlighting its rhythmic and harmonic accompaniment.

The piano part in Easy Blues serves as the rhythmic backbone and harmonic support for the saxophone melody. The left hand plays a steady bass line, providing a solid foundation for the music.

The right hand plays chords that complement the saxophone melody, adding harmonic richness and enhancing the overall musical texture. The piano part also includes fills and embellishments that add interest and drive to the performance.

Tips for Mastering Easy Blues Alto Saxophone and Piano

Practice with Precision: Refining Technique and Accuracy

Regular practice is essential for mastering Easy Blues for Alto Saxophone and Piano. Focus on developing a strong embouchure for the saxophone and accurate fingering techniques for both instruments.

Practice scales and exercises to improve your dexterity and control over the instruments. Pay attention to intonation and phrasing, ensuring that the notes are in tune and the music flows expressively.

Collaboration and Communication: Building a Musical Connection

Effective collaboration between the saxophone and piano players is crucial for creating a cohesive and engaging performance. Communicate clearly to establish tempo, dynamics, and phrasing.

Listen attentively to each other's parts and adjust accordingly. The saxophone and piano should complement each other, creating a balanced and harmonious sound.

Feel the Blues: Embracing the Emotional Depth of the Music

The blues is a genre that thrives on emotion. As you perform Easy Blues, strive to connect with the music on a personal level. Let the soulful melodies and harmonies evoke emotions within you.

Allow the music to flow through you and express your own interpretations. By embracing the emotional depth of the blues, you will create a truly captivating performance.

: Embracing the Enchantment of Easy Blues

Easy Blues for Alto Saxophone and Piano is an accessible and rewarding genre for musicians of all levels. By understanding the fundamentals of blues music, exploring the nuances of the saxophone and piano parts, and embracing the emotional essence of the blues, you can embark on a musical journey filled with joy and fulfillment.

Whether you perform Easy Blues in intimate settings or share it with the world on grand stages, may this music inspire you, connect you with others, and enrich your life in countless ways. Let the soulful melodies and harmonies of Easy Blues Alto Saxophone and Piano transport you to a realm of musical enchantment.



5 Easy Blues - Alto Saxophone & Piano (Piano parts) (5 Easy Blues for Alto Sax and Piano Book 2) by Aaron Oster

★★★★☆ 4.2 out of 5

Language : English

File size : 3370 KB

Screen Reader : Supported

Print length : 350 pages

X-Ray for textbooks : Enabled

FREE


DOWNLOAD E-BOOK





Exploring the Venomous Verses: A Comprehensive Analysis of the Venom Collection of Poems

The Venom Collection of Poems is a captivating anthology that delves into the darkest recesses of the human psyche. With its haunting...



How to Make a Million Dollars: No Secrets

Making a million dollars is not easy, but it is possible. There is no secret formula, but there are a few key steps that you can follow to increase your...