

# Blackwork Knot Garden Sampler: Embroidered Art and Decorative Patterns

Step into the exquisite world of blackwork embroidery with our comprehensive guide to the captivating Knot Garden Sampler. Discover the history, techniques, and patterns of this intricate needlework art form, unlocking its timeless beauty and decorative charm.



## Blackwork Knot Garden Sampler Coloured Blackwork Pattern by Jonathan Black

★★★★★ 5 out of 5

Language : English  
File size : 5638 KB  
Text-to-Speech : Enabled  
Screen Reader : Supported  
Enhanced typesetting : Enabled  
Print length : 17 pages  
Lending : Enabled



## A Historic Art Form

Blackwork embroidery emerged during the Elizabethan era in England, gaining immense popularity throughout Europe during the 16th and 17th centuries. Its distinctive characteristics include the use of black silk or linen thread on white linen fabric, creating intricate geometric and floral patterns that resemble engravings.

The Knot Garden Sampler is a quintessential example of blackwork embroidery, showcasing a stunning array of motifs and border designs.

## Embroidery Techniques

Blackwork embroidery relies on a combination of stitches to create its exquisite patterns, including:

- **Cross Stitch:** Intersecting diagonal stitches forming square or rectangular shapes.
- **Satin Stitch:** Parallel, closely spaced stitches filling in areas with a smooth, satin-like finish.
- **Backstitch:** A series of evenly spaced stitches following the outline of a design.
- **Stem Stitch:** Long, curved stitches resembling the stem of a plant.

## Intricate Patterns

The Knot Garden Sampler features a rich tapestry of motifs and border designs, each with its unique symbolism and decorative appeal:

- **Floral Motifs:** Roses, carnations, tulips, and other flowers symbolize love, beauty, and prosperity.
- **Geometric Motifs:** Squares, triangles, and circles represent order, harmony, and eternity.
- **Knotwork Motifs:** Intricate interlacing patterns symbolize love, friendship, and unity.
- **Border Designs:** A variety of borders, including zigzags, scallops, and latticework, frame the central design and add visual interest.

## Modern Applications


While blackwork embroidery was primarily used for decorating garments and household textiles in the past, it has made a resurgence in contemporary design:

- **Home Decor:** Blackwork patterns can be embroidered onto cushions, curtains, and tablecloths, adding a touch of elegance to any room.
- **Fashion and Accessories:** Modern designers incorporate blackwork embroidery into clothing, jewelry, and handbags, creating unique and eye-catching pieces.
- **Wall Art:** Framed blackwork samplers can be displayed as decorative wall art, showcasing their intricate beauty and historical significance.


The Knot Garden Sampler is a testament to the enduring beauty and artistry of blackwork embroidery. Its intricate patterns, rich symbolism, and timeless appeal continue to inspire and enchant needleworkers and art enthusiasts alike. Whether you are an experienced embroiderer or a novice seeking to explore the world of needlework, this guide will provide you with the knowledge and inspiration you need to create your own stunning blackwork masterpieces.



Knot Garden Sampler by Elizabeth Kettlewell (1590)



Blackwork Embroidery in Progress



## Contemporary Blackwork Fashion



### Blackwork Knot Garden Sampler Coloured Blackwork

Pattern by Jonathan Black

★★★★★ 5 out of 5

Language : English

File size : 5638 KB

Text-to-Speech : Enabled

Screen Reader : Supported


Enhanced typesetting : Enabled

Print length : 17 pages  
Lending : Enabled



## Exploring the Venomous Verses: A Comprehensive Analysis of the Venom Collection of Poems

The Venom Collection of Poems is a captivating anthology that delves into the darkest recesses of the human psyche. With its haunting...



## How to Make a Million Dollars: No Secrets

Making a million dollars is not easy, but it is possible. There is no secret formula, but there are a few key steps that you can follow to increase your...