


Baby Sign Language Made Easy: A Comprehensive Guide for Parents

Baby sign language is a form of communication that uses gestures and signs to convey meaning. It's a great way to bridge the communication gap between babies and their parents or caregivers. Baby sign language can help babies express their needs, wants, and emotions, and it can also help them learn and develop.



The Baby Signing Bible: Baby Sign Language Made Easy by Laura Berg

★★★★☆ 4.6 out of 5

Language	: English
File size	: 9051 KB
Text-to-Speech	: Enabled
Screen Reader	: Supported
Enhanced typesetting	: Enabled
X-Ray	: Enabled
Word Wise	: Enabled
Print length	: 324 pages



Benefits of Baby Sign Language

There are many benefits to using baby sign language, including:

- **Improved communication:** Baby sign language can help babies communicate their needs, wants, and emotions more clearly. This can lead to reduced frustration and crying, and it can also help parents and caregivers to better understand their babies.

- **Earlier language development:** Baby sign language can help babies learn and develop language skills earlier than they would otherwise. Studies have shown that babies who sign have larger vocabularies and are more likely to read and write earlier than babies who don't sign.
- **Stronger parent-child bond:** Baby sign language can help to strengthen the bond between parents and their babies. It provides a way for babies to communicate with their parents, and it can also help parents to better understand their babies' needs and wants.
- **Reduced frustration:** Baby sign language can help to reduce frustration for both babies and parents. Babies can use signs to communicate their needs, which can help to prevent them from getting frustrated and crying. Parents can also use signs to communicate with their babies, which can help to reduce frustration and misunderstandings.

How to Start Signing with Baby

Starting to sign with your baby is easy. Here are a few tips:

- **Start early:** The earlier you start signing with your baby, the better. Some parents start signing with their babies as early as 6 months old. However, it's never too late to start signing. Even older babies and toddlers can benefit from learning sign language.
- **Make it fun:** Signing should be fun for both you and your baby. Don't worry about being perfect. Just focus on communicating with your baby and having fun.

- **Be consistent:** Be consistent with your signing. Use the same signs for the same words and phrases. This will help your baby learn the signs more quickly.
- **Use real-life situations:** Use sign language in real-life situations. For example, you can sign "milk" when you're feeding your baby or "bath" when you're giving your baby a bath.

Signs for Baby

There are many different signs that you can teach your baby. Here are a few of the most common signs:

- **Milk:** Make a fist with your hand and touch your thumb to your mouth.
- **Eat:** Open your hand and bring it to your mouth.
- **More:** Hold your hand out with your palm facing up and wiggle your fingers.
- **All done:** Make a fist with your hand and shake it from side to side.
- **Bath:** Make a splashing motion with your hands.
- **Diaper:** Pat your bottom with your hand.
- **Sleep:** Close your eyes and rest your head on your hand.
- **Mama:** Touch your cheek with your hand.
- **Papa:** Touch your chin with your hand.

Baby Sign Language Chart

Here is a chart of some common baby signs:



Milk



Begin

Hold your non-dominant hand flat with the palm facing up then fan the fingers of your left dominant hand over the top. Repeat a few times.



Repeat

Hold up your thumb, index and middle finger and move it slightly back and forth on the air to show everything coming.



All Done

Put both hands up with your palms facing forward and make your fingers spread out so that your palms are facing out.

More

Contains 400 signs for your baby

THE BABY SIGNING BIBLE



milk



more



eat

Baby Sign Language Made Easy

Laura Berg, Founder of My Smart Hands!



All
done







Contains 400 signs for your baby

THE BABY SIGNING BIBLE



milk



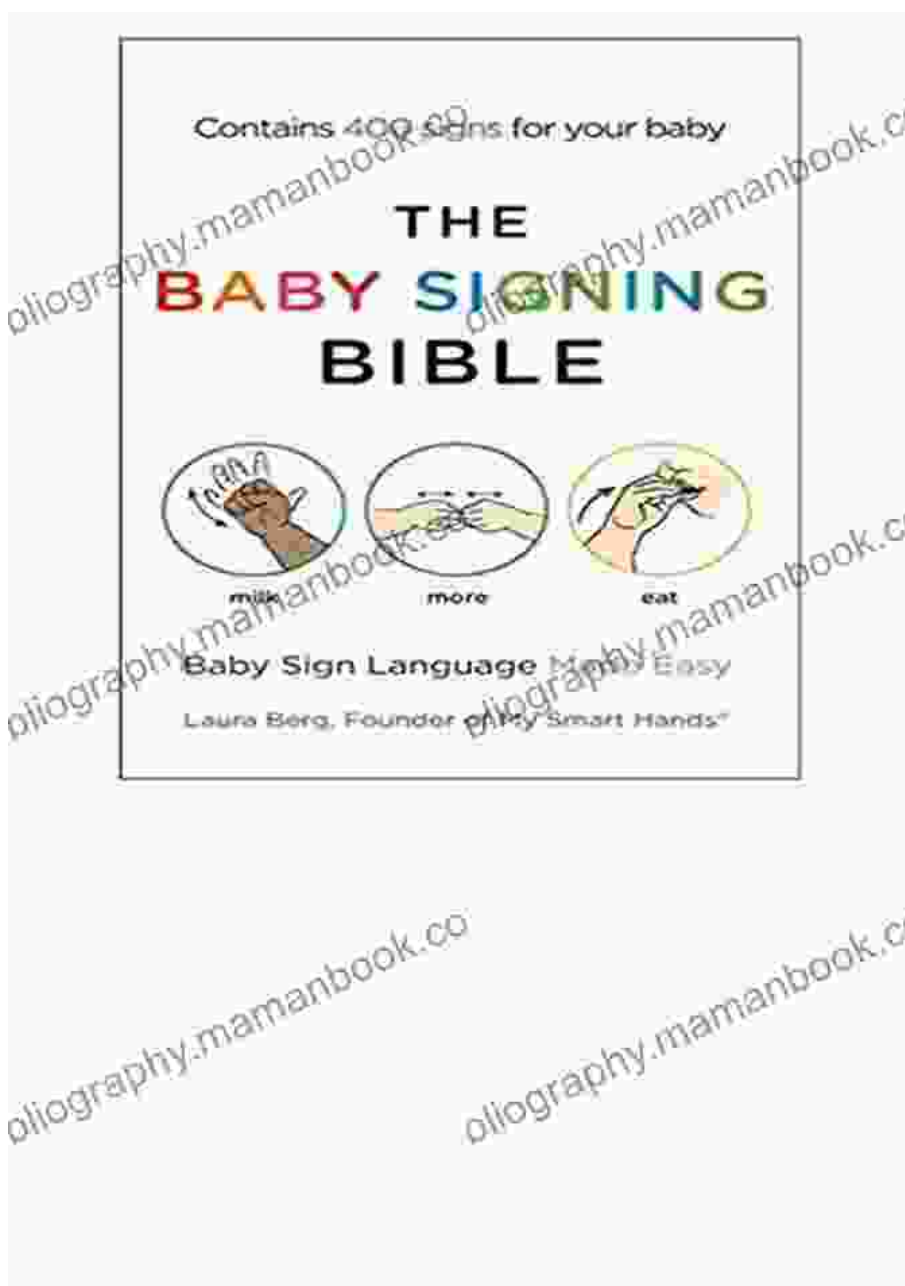
more



eat

Baby Sign Language **Made Easy**

Laura Berg, Founder of My Smart Hands!



Baby Sign Language Videos

There are many helpful baby sign language videos available online. Here are a few of our favorites:

- Baby Sign Language 101

- How to Sign with Your Baby
- Baby Sign Language for Beginners

Baby Sign Language Classes

If you're interested in learning more about baby sign language, there are many baby sign language classes available. You can find classes at community centers, libraries, and other local organizations. You can also find online baby sign language classes.

Baby Sign Language Apps

There are also many baby sign language apps available. These apps can be a great way to learn and practice baby sign language with your baby. Some of the most popular baby sign language apps include:

- Signing Time
- Baby Sign Language
- Little Fingers

Baby sign language is a great way to communicate with your baby and help them learn and develop. It's easy to start signing with your baby, and there are many resources available to help you learn more. If you're interested in learning more about baby sign language, we encourage you to check out the resources listed above.


The Baby Signing Bible: Baby Sign Language Made

Easy by Laura Berg

★★★★★ 4.6 out of 5

Language : English

File size : 9051 KB




Text-to-Speech : Enabled
Screen Reader : Supported
Enhanced typesetting : Enabled
X-Ray : Enabled
Word Wise : Enabled
Print length : 324 pages



Exploring the Venomous Verses: A Comprehensive Analysis of the Venom Collection of Poems

The Venom Collection of Poems is a captivating anthology that delves into the darkest recesses of the human psyche. With its haunting...



How to Make a Million Dollars: No Secrets

Making a million dollars is not easy, but it is possible. There is no secret formula, but there are a few key steps that you can follow to increase your...